

# QSense Analyzer

Get faster results

---



# Join the QSense Community

---

We are really glad you are interested in one of our instruments. Investing in a QSense® QCM-D is an excellent choice providing you with a premium instrument for measurements of surface interactions at the nanoscale. We invite you to discover the outstanding performance of the fast and flexible QSense Analyzer, and join the QSense community.

## QSense in numbers

- In academic and industrial labs since 1999
- More than 1000 installed instruments in 50+ countries
- Mentioned in 3000+ publications
- Over 200 customized sensor coatings developed for customers

## By Scientists for Scientists

The foundation for the first commercial QCM-D instruments was created by Scientists in a laboratory at Chalmers University of Technology in Sweden in the 90s. A lot has happened since the first prototype, the QSense instrument range has grown wider alongside the interest for the technology from the scientific community. Today, the instruments are used at research facilities worldwide and in a vast variety of applications within areas such as pharmaceuticals, biotechnology, energy, and electronics.



# QSense Analyzer

---

Both fast and versatile, QSense® Analyzer provides you with high quality data from four temperature controlled channels in parallel. The system is a good fit for testing and comparing different samples at the same time. In addition to the high throughput, QSense Analyzer delivers trustworthy results in a broad range of measurement conditions and can be complemented with accessory chambers and modules to expand the capabilities even further.



---

## Most suitable when:

### **You are interested in high throughput**

The system has four channels for simultaneous measurements making it an excellent choice for rapid data collection

### **You want to test and compare samples**

Running several samples at the same time lets you evaluate different parameters in one go

### **You want to study a broad range of scenarios**

QSense Analyzer supports a temperature range between 15-65 °C and the possibility to use harsh chemical solvents

### **You need the possibility to expand your experimental setup**

Add accessory chambers and modules to explore more experimental opportunities, extended measurement conditions or combination with complementary techniques

## 3 reasons to invest

### **More data, faster**

---

QSense Analyzer lets you speed up your work in the lab without losing data quality, so that you can generate more data and get faster results. The four separate flow channels enable the evaluation of different substrates and/or samples in parallel and simplifies data comparison.

### **First-class versatility**

---

QSense Analyzer gives you the possibility to run experiments in special conditions, for example at high temperature or using harsh chemicals. Flow modules can be configured in series, parallel or a combination to suit your experimental needs.

### **Superior data quality**

---

QSense combines leading measurement performance and stability, continuously optimizing the data collection for maximum data quality.

## What our customers say

“QSense instruments are a great tool for our biophysical research. They enable rapid screening for biomolecular interaction at lipid bilayers and also allow optimizing the parameters for deposition of thin films.”

**Professor Dr. Marité Cárdenas,  
Health and Society, Malmö  
University, Sweden**

# Enjoy World-leading Technology

---

The first step to trustworthy results is to make sure your data reflects the surface interactions under study, and not uncontrolled interference from external factors. The excellent measurement stability and low drift of QSense Analyzer are key to protecting your data from artifacts, whether you perform shorter or longer measurements. Superior temperature stability, and well-designed and robust electronics ensure that the measured QCM-D response reflects actual changes in the system under study rather than uncontrolled interference.

Next, make sure you choose the technology with the best ability to catch the processes you want to study. The unique QSense Decay Technology is the fastest and most accurate way to measure frequency and Dissipation. Continuous optimization of the data acquisition continues to translate theoretical performance parameters into actual data quality in real measurement situations, making it possible to quantify even the smallest and fastest changes in mass or viscoelastic properties.

## QSense key features

- **Robust design**  
To protect the data from external shock or vibrations.
- **Superior temperature and measurement stability**  
Safeguards against artifacts.
- **Measurement of 7 harmonics**  
Provides maximal information and allows for quantification of soft layers through full viscoelastic modelling.
- **Minimal noise**  
Distinguishes small changes in mass and viscoelastic properties from noise.
- **QSense Decay Technology**  
Optimized time resolution and data quality to catch the smallest and fastest events and processes, in rigid as well as in soft films.
- **5 Speed-to-Noise Acquisition modes**  
Select the acquisition mode suitable for the process you want to measure.
- **QSense Smart Tuning**  
Time resolution and data quality is optimized to catch the smallest and fastest events and processes, in rigid as well as in soft films.
- **Flow module with homogenous flow profile**  
Ensures even sample exposure, good thermal stability and lowers risk of trapping air bubbles.

## QSense Decay Technology

With the unique decay-based QCM-D technology, QSense instruments are the only instruments on the market offering high accuracy in  $f$  and  $D$  changes in combination with speed. In brief, the sensor is excited to resonance, and the decay curve is analyzed under non-voltage conditions as the sensor oscillation is damped. Each sensor excitation results in independent and true values of  $f$  and  $D$ , and can be repeated up to 300 times per second. This can be related to QCM-D instruments based on e.g., impedance analysis, which requires either several datapoints to calculate each  $f$  and  $D$  value or uses locked stimulation and derived  $f$  and  $D$  values at cost of catching large frequency shifts.

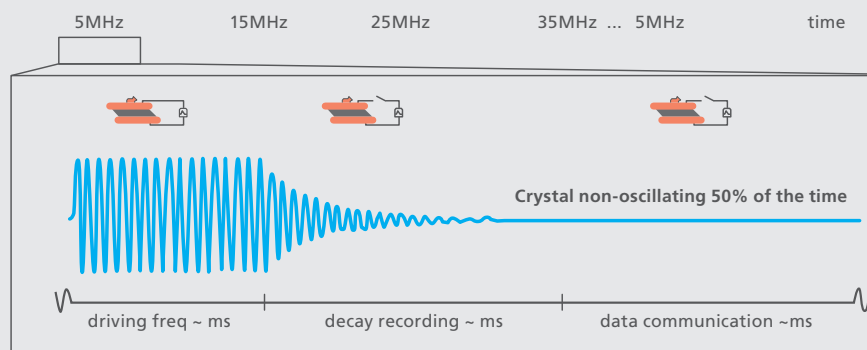


Figure 1 QSense QCM-D Sampling

## In detail

- Excellent measurement accuracy and stability are achieved through non-voltage readout of  $f$  and  $D$ , free from disturbances from parallel impedances.
- Fast sampling with up to 300  $f$  and  $D$  values per second, allows for rapid kinetics experiments.
- Uninterrupted tracking of not only rapid and slow changes, but also small and large shifts in  $f$  and  $D$  for all harmonics. The full range of events, from sub-monolayer uptake at the surface to medium exchange from air to liquid, is automatically captured, without compromising with time resolution.
- Measurement of multiple harmonics enables quantification of changes in soft layers and in viscoelastic properties. Changes in layer thickness can easily be distinguished from changes in viscoelastic properties.

## QSense Smart Tuning

QSense Smart Tuning tracks your signal to always give you the best possible noise level and sample rate no matter whether you are building thick, soft layers, or thin and rigid films. The Smart Tuning algorithm analyzes the output quality of each  $f$  and  $D$  readout and fine-tunes the settings for the next decay-curve acquisition.



## Why use 5 MHz Sensors?

Sensitivity, sensing depth, and the ability to perform viscoelastic modeling are optimized by using 5 MHz sensors;

- The theoretical mass sensitivity increases with the fundamental, but so does the noise. This means that a high fundamental frequency does not directly correlate with a better mass detection limit, more important are signal-to-noise ratio and long-term stability.
- The sensing depth decreases with the resonance frequency. The lower the resonance frequency, the thicker the layer that can be sensed.
- To perform full viscoelastic modeling, information on frequency and dissipation from multiple harmonics is needed. The fundamental affects how high the frequency of the overtones will be, and as the impact of noise will be more noticeable as the frequency increases, a low fundamental is desirable.

# Optimal Real-life Performance

Applying a higher sample rate inevitably leads to higher noise and thus a compromised limit of detection (LOD). What aspect to prioritize depends on the studied surface interaction process. High time resolution may not be critical if very slow changes are studied, and a high measurement sensitivity may not be important if large changes are to be measured. With the 5 Speed-to-Noise modes you can select the right setting to maximize real-life performance for your measurement.

The below figure and table describe the real-measurement performance of QSense Analyzer for each acquisition mode. This is much more interesting than maximum values in a specification to understand what to expect from your instrument in a real measurement situation.

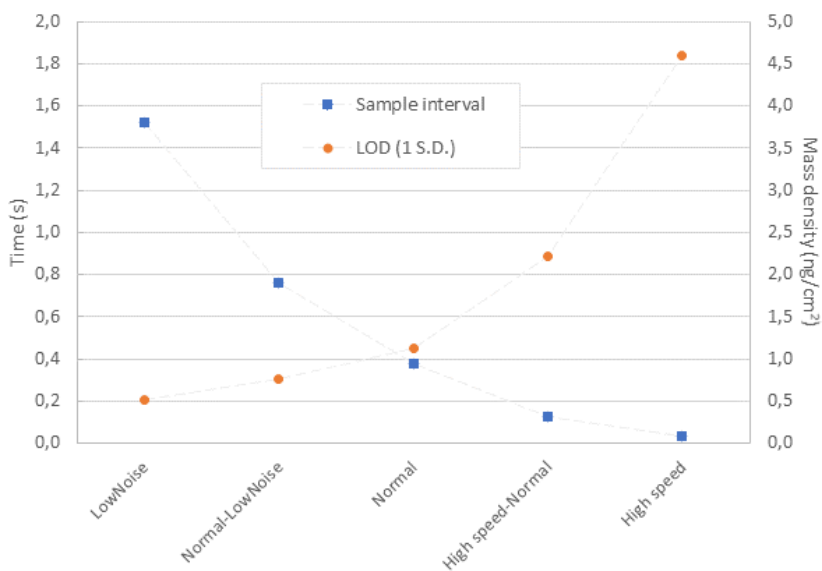


Figure 2 Speed and limit of detection (LOD) per acquisition mode. Limit of detection is set to 1 S.D. of the baseline noise.

Mode	Time to capture 7 harmonics (s)	f/n-noise (Hz)	mass-noise (ng/cm <sup>2</sup> )	D-noise (·10 <sup>-6</sup> )
LowNoise	1.52	0.03	0.52	0.01
Normal-LowNoise	0.76	0.04	0.43	0.02
Normal	0.38	0.06	1.13	0.03
High speed-Normal	0.12	0.13	2.22	0.05
High speed	0.04	0.26	4.61	0.10

Figure 3 Performance characteristics

Measurements were performed with QSX 303 SiO<sub>2</sub> sensors at 20°C temperature, and in deionized water at a flow of 15µL/min, using one measurement channel. Each measurement mode was measured for approximately 5 minutes. Note that using more than one channel will reduce the measurement time resolution.





# Explore More

## Widen your possibilities

Explore more research possibilities with a wide variety of QSense modules and chambers, compatible with QSense Analyzer.

### **QSense Standard Flow module**

Four flow modules are included in the QSense Analyzer standard system.

### **QSense PTFE Flow module**

Flow module with the upper part made of PTFE. Suitable for measurements sensitive to titanium which is the interior material of the standard flow module.

### **QSense Humidity module**


Designed to enable measurements of vapor uptake and release from thin films coated on the sensor.

### **QSense Open module**

Enables pipetting of your sample directly onto the sensor surface as well as evaporation studies.

### **QSense ALD holder (Atomic Layer Deposition)**

For measurements in vacuum or gas phase.



QSense Analyzer with the four removable standard flow modules

## Our modules



QSense Standard Flow module




QSense PTFE Flow module



QSense Humidity module



QSense Open module



QSense ALD holder



### QSense High Temperature chamber

The QSense high temperature chamber allows for additional one channel measurements in the 4-150°C temperature range, in both flow and stagnant conditions.

### QSense High Pressure chamber and module

The QSense High Pressure chamber and module allows you to run experiments at elevated pressures and temperatures. The system is capable of running at pressures up to 200 bar and temperatures up to 150° C. We also offer customization to suit your specific research needs.



QSense Explorer chamber with the ellipsometry module

### Gain further capabilities with the Explorer chamber

Adding the one channel QSense Explorer chamber to your experimental setup will open up for even more capabilities. Find the configurations or modules suitable for you.

### QSense Window module

Giving optical access to the sensor surface, this module enables simultaneous QCM-D and microscopy measurements on the same surface. You can also perform light or irradiation sensitive measurements.

### QSense Electrochemistry module

Want to conduct simultaneous QCM-D and electrochemistry measurements on the same surface? This module enables cyclic voltammetry and electrochemical impedance measurements to explore polymer behavior, electrostatic interactions, corrosion, etc.

### QSense Window Electrochemistry module

For combined QCM-D monitoring, electrochemistry measurements and microscopy.

### QSense Ellipsometry module

The module provides you with the possibility of simultaneous QCM-D and ellipsometry measurements on the same surface, which allows for quantification of solvent content in the film. It also gives a refined analysis of the adsorbed film's morphological changes.



QSense High Temperature chamber



QSense High Pressure Upgrade kit



QSense Window module



QSense Electrochemistry module



QSense Window Electrochemistry module



QSense Ellipsometry module


## Choose between a variety of sensors

The choice of sensor coating is crucial for your experiment. To match your needs we offer over 50 standard sensor coatings - from various metals, oxides and carbides to polymers, functionalized coatings and standardized soils. Which sensor material and coating is best suited for your research? Visit [biolinscientific.com](http://biolinscientific.com) to see your options.

Our sensors are developed and produced to provide you with stable, reliable and reproducible data. Full performance is ensured through extensive quality controls and guaranteed for one-time use according to the recommendations.

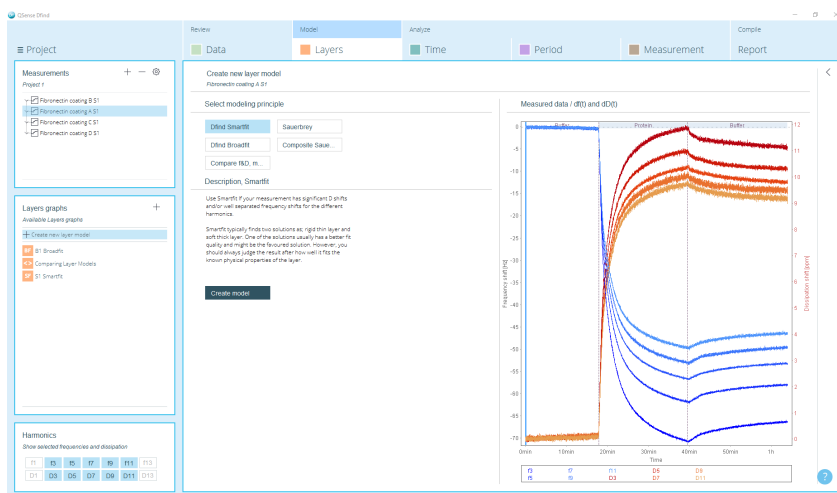
## Custom-made for you

Whereas we have the widest range of quality sensors on the market, we can also customize both materials and coatings based on your wishes.



## Enjoy an intuitive analysis software

Reveal the full potential of your data with Dfind - the reliable and easy-to-use analysis software from QSense. It helps you to quickly and simply extract the information you are looking for, such as mass, thickness, viscoelastic properties and adsorption rates.



Analysis software QSense Dfind

## Dfind features

- **Automated full viscoelastic modelling**  
Up to 5 fitted parameters - time resolved mass, thickness, viscosity, shear modulus and the frequency dependence of the viscosity and shear modulus.
- **Dynamic output data**  
Including kinetics, slope, rise time and more.
- **3 modelling methods and traffic lights**  
Indicating the quality of each model fit.
- **Automatic data plotting and report tool**
- **More than 10 pre-defined methods for data extraction**
- **Batch mode for simultaneous analysis**  
Process more than 100 datafiles at the same time and easily add new data files step-by-step.
- **Template tool**  
Supporting reuse and sharing of data analysis templates with other users.

# The QSense Range

---



## QSense Analyzer

- Be both flexible and fast
- Test and compare several samples at the same time
- Run experiments in special conditions



## QSense Pro

- Be fast and productive without losing quality
- Test and compare several samples at the same time
- Get highly reproducible results



## QSense Explorer

- Get the flexibility to change between experimental setups
- Combine QSense with complementary techniques
- Run experiments in special conditions



## QSense Initiator

- Get started with QCM-D
- Be confident to get high quality data
- Get qualitative data but not quantify your films

## Not sure which instrument to choose?

---

Our tool InstruMentor will guide you along the way to your new instrument. Just answer a few questions and InstruMentor will provide you with the top choices based on your specific needs.



# Specifications

Measurement range and capacity					
Measurement channels	4				
Working temperature	15 to 65 °C, 4 to 150 °C using add-on chamber (QSense High Temperature chamber)				
Sensors (frequency range)	5MHz (1-72)				
Max load <sup>a</sup>	~ 0.1 mg/cm <sup>2</sup>				
Number of measured harmonics	7, allows for full viscoelastic modeling				
Sample and fluidics					
Minimum sample volume, stagnant mode	~ 40 µl ~ 10 µl using add-on module (QSense Open module)				
Minimum sample volume, flow mode	~ 200 µl				
Flow rates	25-150 µl applicable for QSense setup (Peristaltic pump settable to 0-1 ml/min)				
Performance characteristics					
Maximum time resolution <sup>b</sup>	300 datapoints per second (each datapoint represents an $f$ and $D$ value)				
Sensitivity/limit of detection and noise	Refer to performance in different modes on page 6				
Long-term stability <sup>c</sup>	Frequency: < 1 Hz/h Dissipation: < 0.15·10 <sup>-6</sup> Temperature: < 0.02°C/h				
Software		QSoft Acquisition Software	Dfind Analysis Software		
Data output	Time resolved Frequency and Dissipation for 7 harmonics		Thickness (or mass), viscosity, shear modulus and the frequency dependence of the viscosity and shear modulus. Kinetics, slope, rise time and more		
Computer requirements	USB 2.0		PC with 64-bit > 1366x768 px screen resolution, > 4 GB RAM		
Operating system	Windows 10 or later (earlier Windows versions may not fully work and support cannot be guaranteed)				
Import/export	Excel, BMP, JPG, WMF, GIF, PCX, PNG, TXT		CSV files. Decimal separator, full stop or comma		
Electrical data					
Power supply and frequency	100 / 115-120 / 220 / 230-240 V AC, 50-60 Hz The power supply should be properly grounded				
Dimensions and weight		Height (cm)	Width (cm)	Depth (cm)	Weight (kg)
Electronics unit		18	36	21	9
Measurement chamber		12	23	34	8

## About us

We are Biolin Scientific. A worldwide company making state of the art instruments and smart solutions for scientists. Knowledge is our greatest resource and an essential part of everything we do. In collaboration with leading universities and industries, we solve challenges to simplify everyday life in the lab. Our customers are experts in surface science, and we have the tools for them to progress. Biolin Scientific is a part of the AddLife Group.

### Biolin Scientific AB

Hängpilsgatan 7, SE-426 77 Västra Frölunda

Phone: +46 31 769 7690 | E-mail: info@biolinscientific.com

www.biolinscientific.com

<sup>a</sup> Depends on the resonant frequency of the sensor, and the density and the viscoelastic properties of the deposited film. Values given here are only approximate and applicable for a 5 MHz sensor with a polystyrene adlayer.

<sup>b</sup> Maximum time resolution applying one measurement channel.

<sup>c</sup> The temperature stability depends on variations in how the ambient affects the warming or cooling of the chamber. The specified temperature stability may not be reached if the room temperature changes more than ± 1° C, if there is a draft or a heat source nearby. All specifications are subject to change without notice.



**Biolin Scientific**  
[ Progress Together ]