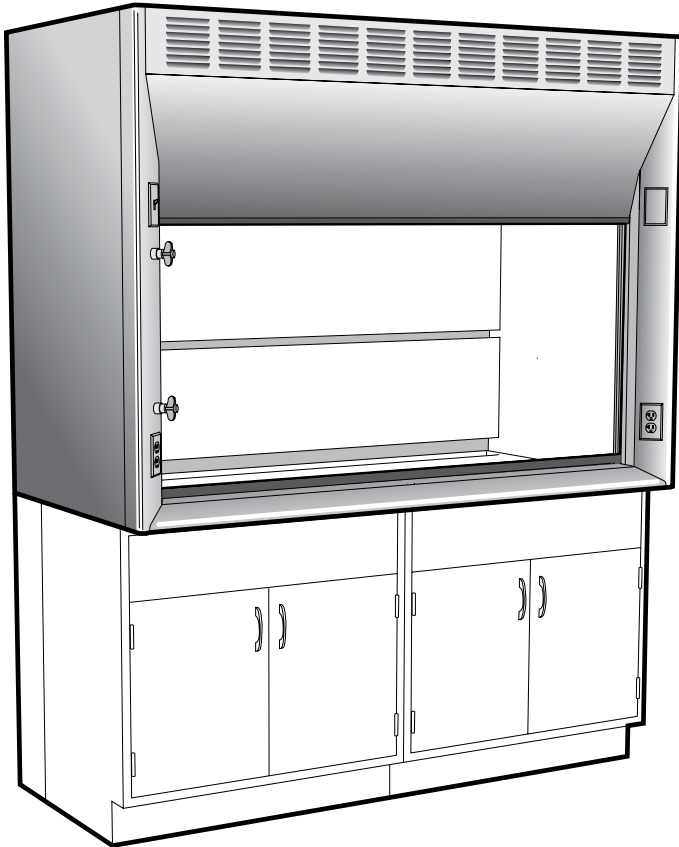


# Perchloric Acid Bench Fume Hood

## with Vertical Rising Sash



## Available Models: Open By-Pass Auxiliary Air

### Features:

- Coved cornered, seamless welded type 316 stainless steel construction for easy cleaning and decontamination.
- Complete with integral work top drain trough, cold water service fitting, and cold water hood washdown.
- Radiused corner posts and airfoils for smooth air movement assures high level of comfort, safety and efficiency.
- 4" thick endwalls provide more interior work space and clean-lined uncluttered design.
- Interior baffles designed to minimize turbulence and optimize containment.
- Frameless sash with full-length formed steel handle for neat, clean appearance and streamline air features.
- Low profile PVC sash tracks and exclusive sash leveling and alignment features assure easy-smooth sash operation
- Heavy gauge cold rolled steel exterior panels with independent rigid structural frame.
- Designed and tested using ASHRAE 110-1995, BS 7258, and DIN 12 924 standards.

### Available Option:

Adjustable Baffles  
Air Flow and Static Pressure Alarms  
Service Fittings and Piping  
Electrical Fixtures and Wiring  
UL listed when pre-wired per UL 61010A-1  
Explosion Proof Lighting  
Stainless Steel Deflector Vane  
Sash Frame  
Tempered Sash Glass  
Sash Stop

# Supreme Air Fume Hood

# H25

## Specifications:

Supreme Air Perchloric Acid Bench Fume Hoods are furnished with a stainless steel liner and baffles with upper, center, and lower exhaust slots. Each fume hood is complete with a lower deflector vane, counter balanced, frameless sash of 1/4"

combination safety glass, and a louvered top front panel. A full length perforated spray pipe is located behind the top baffle, and is provided to simplify periodic washdown procedures. Hood exteriors are fabricated of cold rolled steel,

phosphate coated with a baked chemical resistant, synthetic resin finish. The exhaust duct collar is st. steel, 11<sup>15/16</sup>" O.D. Perchloric Acid Hoods are available only with an Open By-Pass. An auxiliary air chamber is available.

### Additional Parts Required to Make Up a Complete Fume Hood Assembly

**Base Cabinets \*** see page 63  
**Fan/Blower** see page 82

\* Only steel base cabinets are recommended for use under perchloric acid fume hoods.

DIMENSIONS	HEIGHT	LENGTH		DEPTH
Overall Dimension	89 3/4"	48"	60" 72"	36"
Sash Opening	28" *	40"	52" 64"	...
Work Top	37"	40"	52" 64"	25 1/2"
Clearance (sash up)	97"	...	...	...

\* Sash opening height above airfoil. Add 1" in height to calculate sash opening area. Wood base cabinets are not recommended for use under perchloric acid fume hoods.

Overall Hood Length	Sash Opening Sq. Ft.	Total CFM and Static Pressure					
		80 FPM	S.P.	100 FPM	S.P.	120 FPM	S.P.
4'-0" / 48"	8.1	not recommended		not recommended		980	0.35"
5'-0" / 60"	10.5	not recommended		not recommended		1260	0.45"
6'-0" / 72"	12.9	not recommended		not recommended		1550	0.60"

Static pressures shown are for the pressure drop through the hoods only. The total pressure drop through the hood and the duct system must be calculated to select the proper exhaust fan.

**Note:** Due to the use of hot plates in perchloric acid hoods, Kewaunee recommends using a minimum of 120 FPM face velocity.

**Accessories Include:** Two front loaded remote controlled service fittings (one cold water, one cold water washdown), Two 120 volt AC 20 amp GFI receptacles, vapor-proof light fixture(s) (bulbs not included) with 20 amp light switch. **No wiring for the electrical fixtures is included unless H-Option is selected.**

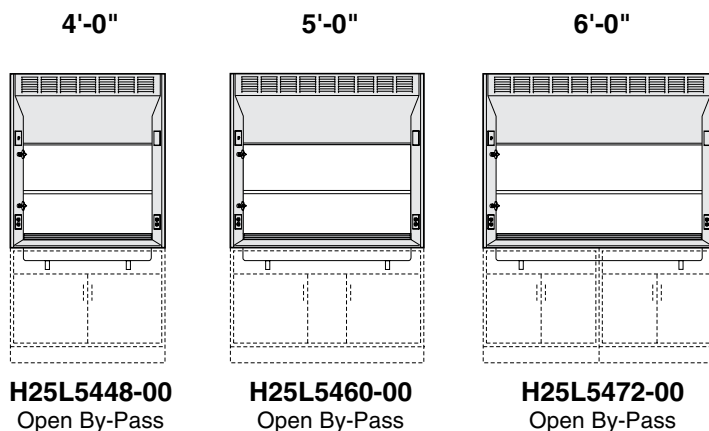
**Optional Accessories:** The right hand post is punched for a second electrical fixture at the top which may be used for a fan switch or other electrical device. **Fan, fan switch, and base units must be ordered separately.**

## Stainless Steel Lining

Interior Perchloric Acid fume hood 14 gauge linings and 16 gauge baffles are type 316 stainless steel. The seamless welded 14 gauge, type 316 stainless steel work top is dished 1/2" to retain spillage, and has an integrally welded trough sink at the rear.

**Note:** acid storage or vacuum pump storage cabinets can not be vented through perchloric acid fume hood work tops.

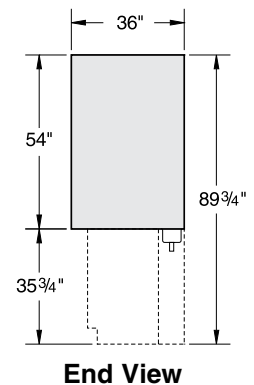
## Perchloric Acid Bench Fume Hoods — Vertical Rising Sash



**H25L5448-00**  
Open By-Pass

**H25L5460-00**  
Open By-Pass

**H25L5472-00**  
Open By-Pass



**End View**

## Auxiliary Air

All Open By-Pass hoods can be Auxiliary Air hoods by adding an Auxiliary Air Chamber. See page 43 for catalog numbers.

**Note:** See page 44 for chart of available options.